

IEEE 802 Liaison List

List Maintenance Instructions

Jodi Haasz

Manager, Operational Program Management

Introduction

- The database is located in the iMeet Central Workspace “802 Liaison List” (Can be found under IEEE-SA)
- The database is publically viewed at the following URL: <https://ieee-sa.imeetcentral.com/802liaisondb/FrontPage>
- The database contains 5 fields:
 - IEEE 802 Working Group
 - Liaison Organization
 - Liaison Organization Website
 - IEEE 802 Liaison Representative
 - Type of Liaison
 - Relationship - A cooperation facilitating a close working relationship between organizations typically via Liaison Statements, Liaison Officials or Liaison Facilitators.
 - Statement - A communication intended to advance cooperation among organizations.
 - Official - A person designated to advance communications among organizations.
 - Facilitator – A person, without any official designation, who participates in another organization as well as IEEE 802 to advance cooperation among the organizations.

Accessing the Database

- To access the database, you must login with your Central Desktop login information at the following URL:
 - <https://ieee-sa.imeetcentral.com/login>

The screenshot shows the IEEE Standards Association iMeet Central homepage. The interface includes a header with the logo and navigation tabs for 'Workspaces', 'My Dashboard', 'Favorites', and a notification icon. Below the header, there are sections for 'New Workspace', 'Company Shortcuts', 'Central Desktop Help', and 'Last Viewed'. The 'Workspaces' section is the focus, showing a list of workspaces. Red arrows and circles highlight the following steps:

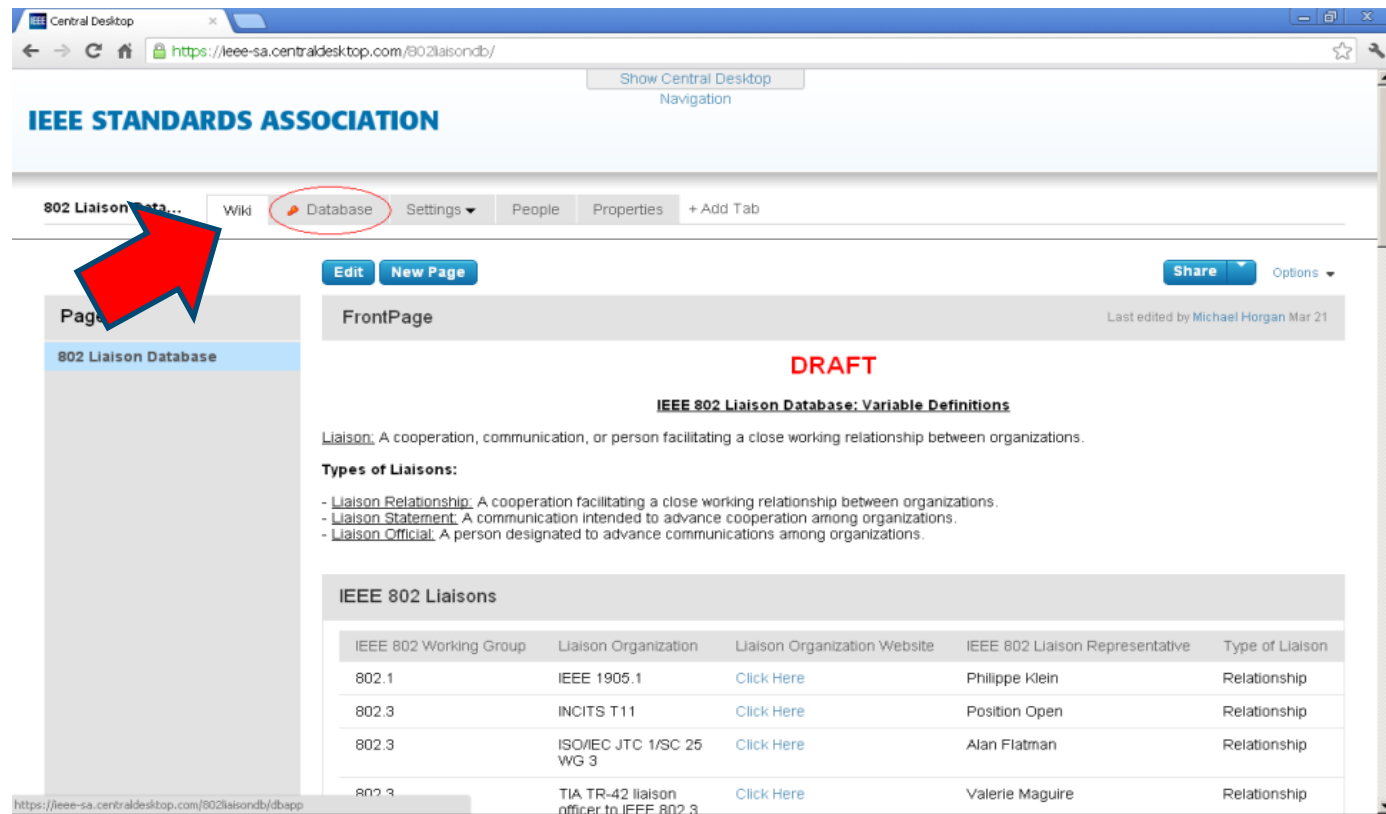
- Step #1:** Clicking the 'Workspaces' drop-down menu.
- Step #2:** Clicking the 'IEEE-SA' workspace.
- Step #3:** Clicking the 'International Strategy & Planning' workspace.
- Step #4:** Clicking the '802 Liaison List' workspace.

At the iMeet Central Homepage (after login), click the "Workspaces" drop-down menu. Using the Menu, locate the "802 Liaison List" Workspace by going to IEEE-SA → International Strategy & Planning → 802 Liaison List.

Accessing The Database for Edits - Step #1

Once you have logged into iMeet Central, you can access and edit the 802 Liaison List directly from <https://iee-sa.imeetcentral.com/802liaisondb/FrontPage>

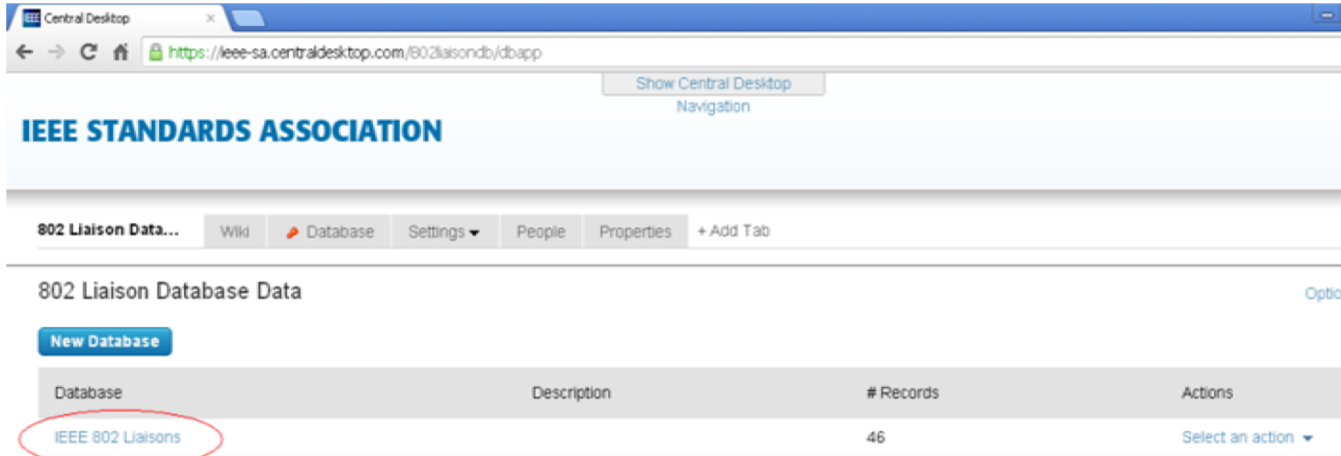
To access the Database view, click on "Database" at the top of the page.



The screenshot shows a web browser window with the URL <https://iee-sa.centraldesktop.com/802liaisondb/>. The page header includes the IEEE Standards Association logo and a navigation bar with tabs for "802 Liaison Database", "Wiki", "Database", "Settings", "People", "Properties", and "+ Add Tab". The "Database" tab is circled in red, and a red arrow points to it. Below the navigation bar, there are buttons for "Edit", "New Page", "Share", and "Options". The main content area displays the "FrontPage" for the "802 Liaison Database", which is marked as "DRAFT". The page title is "IEEE 802 Liaison Database: Variable Definitions". The content includes a definition of "Liaison" and a list of "Types of Liaisons": "Liaison Relationship", "Liaison Statement", and "Liaison Official". Below this is a table titled "IEEE 802 Liaisons" with columns for "IEEE 802 Working Group", "Liaison Organization", "Liaison Organization Website", "IEEE 802 Liaison Representative", and "Type of Liaison".

IEEE 802 Working Group	Liaison Organization	Liaison Organization Website	IEEE 802 Liaison Representative	Type of Liaison
802.1	IEEE 1905.1	Click Here	Philippe Klein	Relationship
802.3	INCITS T11	Click Here	Position Open	Relationship
802.3	ISO/IEC JTC 1/SC 25 WG 3	Click Here	Alan Flatman	Relationship
802.3	TIA TR-42 Liaison officer to IEEE 802.3	Click Here	Valerie Maguire	Relationship

Accessing the Database for Edits - Step #2



The screenshot shows a web browser window with the URL <https://ieee-sa.centraldesktop.com/802liaisondb/dbapp>. The page title is "IEEE STANDARDS ASSOCIATION". Below the navigation bar, there are tabs for "802 Liaison Data...", "Wiki", "Database", "Settings", "People", "Properties", and "+ Add Tab". The main content area is titled "802 Liaison Database Data" and includes a "New Database" button. A table lists the available databases:

Database	Description	# Records	Actions
IEEE 802 Liaisons		46	Select an action

Click "IEEE 802 Liaisons" to select the database you are editing. (It is the only one listed).

Database view...

Central Desktop <https://ieee-sa.centraldesktop.com/B02liaisondb/dbapp=zkd0bbg4goy6Bykqgsd9epd360589626&ac=h&num=0&ac=h>

IEEE 802 Liaisons in Standard View Options

New Record Showing 1-46 of 46

Filter This View by:
 IEEE 802 Working Group - None - Apply

Show: **All** [A](#) [B](#) [C](#) [D](#) [E](#) [F](#) [G](#) [H](#) [I](#) [J](#) [K](#) [L](#) [M](#) [N](#) [O](#) [P](#) [Q](#) [R](#) [S](#) [T](#) [U](#) [V](#) [W](#) [X](#) [Y](#) [Z](#)

	IEEE 802 Working Group	Liaison Organization	Liaison Organization Website	IEEE 802 Liaison Representative	Type of Liaison	
	802.1	IEEE 1905.1	Click Here	Philippe Klein	Relationship	<input type="checkbox"/>
	802.3	INCITS T11	Click Here	Position Open	Relationship	<input type="checkbox"/>
	802.3	ISO/IEC JTC 1/SC 25 WG 3	Click Here	Alan Flatman	Relationship	<input type="checkbox"/>
	802.3	TIA TR-42 liaison officer to IEEE 802.3	Click Here	Valerie Maguire	Relationship	<input type="checkbox"/>
	802.3	IEEE 802.3 liaison officer to TIA TR-42	Click Here	Chirs DiMinico	Relationship	<input type="checkbox"/>
	802.3	Broadband Forum	Click Here	N/A	Statement	<input type="checkbox"/>
	802.3	CCSA (China Communications Standards Association)	Click Here	N/A	Statement	<input type="checkbox"/>
	802.3	Cable Television Laboratories (CableLabs)	Click Here	N/A	Statement	<input type="checkbox"/>
	802.3	DKE (Deutsche Kommission Elektrotechnik Elektronik Informationstechnik)	Click Here	N/A	Statement	<input type="checkbox"/>

Latest viewed records

- 802.21
- 802.16
- 802.11
- 802.11
- 802.11
- 802.11

Recently Created

- 802.22
- 802.22
- 802.1
- 802.3
- 802.3
- 802.3
- 802.3
- 802.3
- 802.3
- 802.3
- 802.3

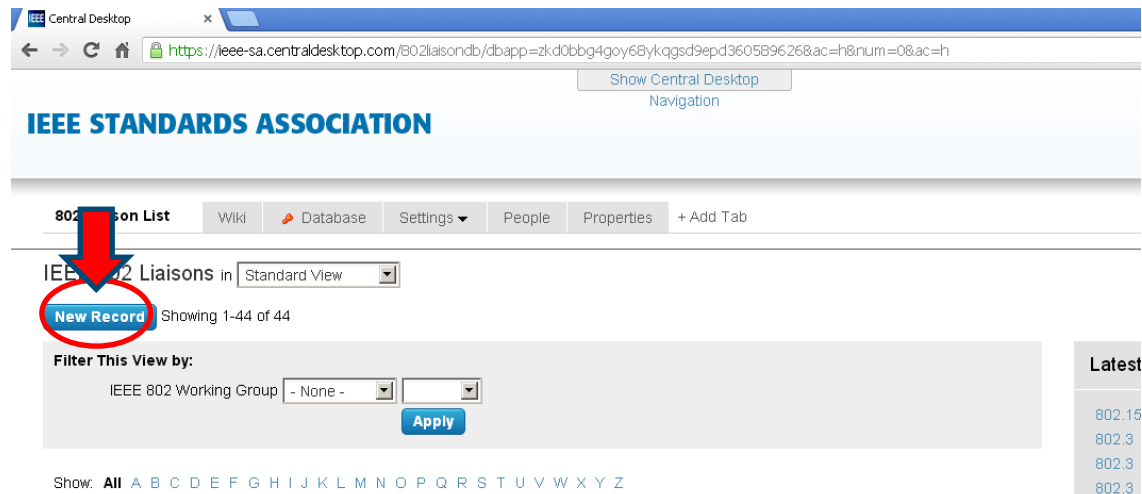
Recently Modified

- 802.1
- 802.21

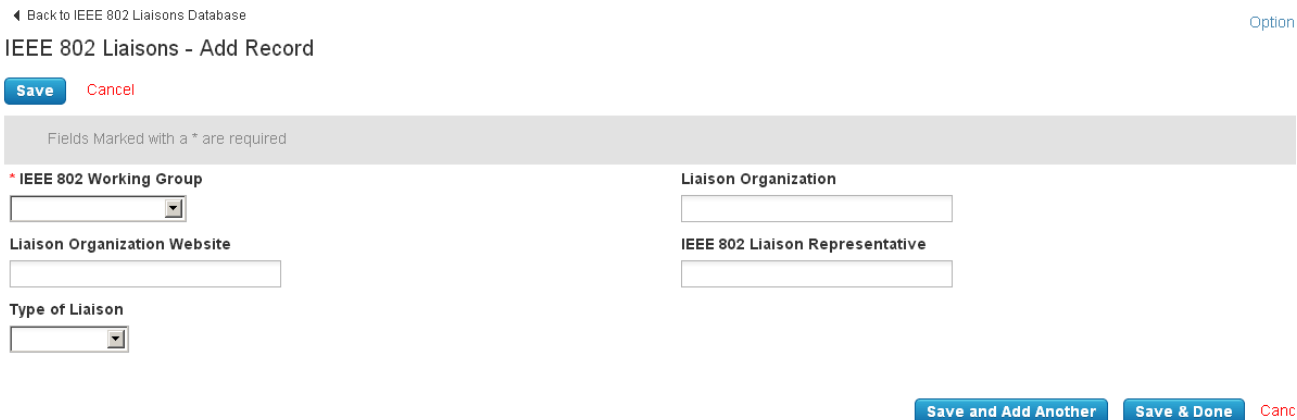
Adding a New Record

To add a new record, click the blue button in the top left corner of the page:

On the “Add Record” page, select and enter all applicable information in the five fields shown below (see next slide for more details). When finished, make sure to save your entry by clicking on either the “Save and Add Another” or “Save & Done” button.



The screenshot shows a web browser window with the URL <https://ieee-sa.centraldesktop.com/#02liaisondb/dbapp=zk:d0bbg4goy68yk.qgsd9epd3605896268.ac=h&num=0&ac=h>. The page title is "IEEE STANDARDS ASSOCIATION". Below the title, there are navigation tabs: "802 Liaison List", "Wiki", "Database", "Settings", "People", "Properties", and "+ Add Tab". The "802 Liaison List" tab is active. Below the tabs, there is a search bar with "IEEE 802 Liaisons" and a "Standard View" dropdown. A blue button labeled "New Record" is circled in red, and a red arrow points to it. Below the search bar, there is a "Filter This View by:" section with a dropdown menu for "IEEE 802 Working Group" set to "- None -" and an "Apply" button. At the bottom, there is a "Show:" section with "All" selected and a list of letters A through Z.



The screenshot shows the "IEEE 802 Liaisons - Add Record" form. At the top, there is a "Back to IEEE 802 Liaisons Database" link and "Save" and "Cancel" buttons. Below this, a grey bar indicates "Fields Marked with a * are required". The form contains five fields: "IEEE 802 Working Group" (required, dropdown menu), "Liaison Organization Website" (text input), "Type of Liaison" (dropdown menu), "Liaison Organization" (text input), and "IEEE 802 Liaison Representative" (text input). At the bottom right, there are three buttons: "Save and Add Another", "Save & Done", and "Cancel".

Adding a New Record (Con't)

Individual Field Information:

- IEEE Working Group: Select the WG from the drop-down menu, or select "Add New Choice...". If "Add New Choice" is selected, you will be prompted to enter the new WG number.
- Liaison Organization: Enter the Organization in the text box.
- Liaison Organization Website: Enter the full URL in the text box.
- IEEE 802 Liaison Representative: Enter the name of the Rep. in the text box. If there is no actual person, enter "N/A".
- Type of Liaison: Select the liaison type from the drop-down menu.

802 Liaison Data... Wiki Database Settings People Properties + Add Tab

◀ Back to IEEE 802 Liaisons Database

IEEE 802 Liaisons - Add Record

Save Cancel

Fields Marked with a * are required

* IEEE 802 Working Group <input type="text"/>	Liaison Organization <input type="text"/>
Liaison Organization Website <input type="text"/>	IEEE 802 Liaison Representative <input type="text"/>
Type of Liaison <input type="text"/>	

Save and Add Another **Save & Done**

Editing a Record

To edit a piece of data already in the database, locate the entry in the database view (shown below). After locating the data point, click on the corresponding pencil icon located to the left of the entry.

IEEE 802 Liaisons in Standard View

New Record Showing 1-46 of 46

Filter This View by:
IEEE 802 Working Group - None -
Apply

Show All A B C D E F G H I J K L M N O P Q R S T U V W X Y Z

	IEEE 802 Working Group	Liaison Organization	Liaison Organization Website	IEEE 802 Liaison Representative	Type of Liaison	
	802.1	IEEE 1905.1	Click Here	Philippe Klein	Relationship	<input type="checkbox"/>
	802.3	INCITS T11	Click Here	Position Open	Relationship	<input type="checkbox"/>
	802.3	ISO/IEC JTC 1/SC 25 WG 3	Click Here	Alan Flatman	Relationship	<input type="checkbox"/>
	802.3	TIA TR-42 liaison officer to IEEE 802.3	Click Here	Valerie Maguire	Relationship	<input type="checkbox"/>
	802.3	IEEE 802.3 liaison officer to TIA TR-42	Click Here	Chirs DiMinico	Relationship	<input type="checkbox"/>
	802.3	Broadband Forum	Click Here	N/A	Statement	<input type="checkbox"/>
	802.3	CCSA (China Communications Standards Association)	Click Here	N/A	Statement	<input type="checkbox"/>
	802.3	Cable Television Laboratories (CableLabs)	Click Here	N/A	Statement	<input type="checkbox"/>
	802.3	DKE (Deutsche Kommission Elektrotechnik Elektronik Informationstechnik)	Click Here	N/A	Statement	<input type="checkbox"/>

Latest viewed records

- 802.21
- 802.16
- 802.11
- 802.11
- 802.11

Recently Created

- 802.22
- 802.22
- 802.1
- 802.3
- 802.3
- 802.3
- 802.3
- 802.3
- 802.3
- 802.3

Recently Modified

- 802.1
- 802.21

Editing a Record (Con't)

- After clicking on the pencil icon, you will be brought to a view that is very similar to the “adding a new record” view.
- You may now edit any of the five fields. After editing, make sure you save the edits by clicking “Save.”

◀ Back to IEEE 802 Liaisons Database

IEEE 802 Liaisons - Edit Record - 802.1

Save Cancel

Created by [Michael Horgan](#) Mar 7, 2013, 12:55pm ID 222 Fields Marked with a * are required

Last modified by [Michael Horgan](#) Apr 9, 2013,

*** IEEE 802 Working Group**

802.1

Liaison Organization Website

http://grouper.ieee.org/groups/1905/1/

Type of Liaison

Relationship

Liaison Organization

IEEE 1905.1

IEEE 802 Liaison Representative

Philippe Klein

Save

Deleting a Record

- To delete a record (or multiple records) from the database, locate the record you wish to delete. Then, click on the box located to the right of the record (after the check box is selected, the record will be highlighted in blue).
- After selecting all of the records you wish to delete, click the “Delete all Checked” button shown above the entries.

The screenshot shows a web browser window displaying the IEEE 802 Liaison List. The interface includes a navigation bar with tabs for Wiki, Database, Settings, People, and Properties. Below the navigation bar, there are filters for 'IEEE 802 Liaisons in Standard View' and 'Filter This View by: IEEE 802 Working Group - None -'. A table of records is displayed with columns for IEEE 802 Working Group, Liaison Organization, Liaison Organization Website, IEEE 802 Liaison Representative, and Type of Liaison. The first record (802.1) is highlighted in blue, and its checkbox is checked. A red arrow labeled 'Step #1' points to this checkbox. Above the table, a 'Delete all checked' button is circled in red, with a red arrow labeled 'Step #2' pointing to it. The right sidebar shows 'Latest viewed records' and 'Recently Created' sections.

IEEE 802 Working Group	Liaison Organization	Liaison Organization Website	IEEE 802 Liaison Representative	Type of Liaison	<input type="checkbox"/>
802.1	IEEE 1905.1	Click Here	Philippe Klein	Relationship	<input checked="" type="checkbox"/>
802.3	InterNational Committee for Information Technology Standards (INCITS) T11 - Fibre Channel Interfaces	Click Here	Position Open	Relationship	<input type="checkbox"/>
802.3	ISO/IEC JTC 1- Information Technology/ SC 25- Interconnection of Information Technology Equipment/ WG 3- Customer Premises Cabling	Click Here	Alan Flatman	Relationship	<input type="checkbox"/>
802.3	Broadband Forum	Click Here	N/A	Statement	<input type="checkbox"/>
802.3	China Communications Standards Association (CCSA)	Click Here	N/A	Statement	<input type="checkbox"/>
802.3	Cable Television Laboratories (CableLabs)	Click Here	N/A	Statement	<input type="checkbox"/>

Questions?

Contact:

Jodi Haasz

International Affairs Senior Liaison

Email: j.haasz@ieee.org

Telephone: +1 732 562 6367