

IEEE 802 Liaison List

List Maintenance Instructions

Jodi Haasz

International Affairs Senior Manager

Introduction

- The database is located in the iMeet Central Workspace “802 Liaison List” (Can be found under IEEE-SA)
- The database is publically viewed at the following URL: <https://ieeesa.imeetcentral.com/802liaisondb/FrontPage>
- The database contains 5 fields:
 - IEEE 802 Working Group
 - Liaison Organization
 - Liaison Organization Website
 - IEEE 802 Liaison Representative
 - Type of Liaison
 - Relationship - A cooperation facilitating a close working relationship between organizations typically via Liaison Statements, Liaison Officials or Liaison Facilitators.
 - Statement - A communication intended to advance cooperation among organizations.
 - Official - A person designated to advance communications among organizations.
 - Facilitator – A person, without any official designation, who participates in another organization as well as IEEE 802 to advance cooperation among the organizations.

Accessing the Database

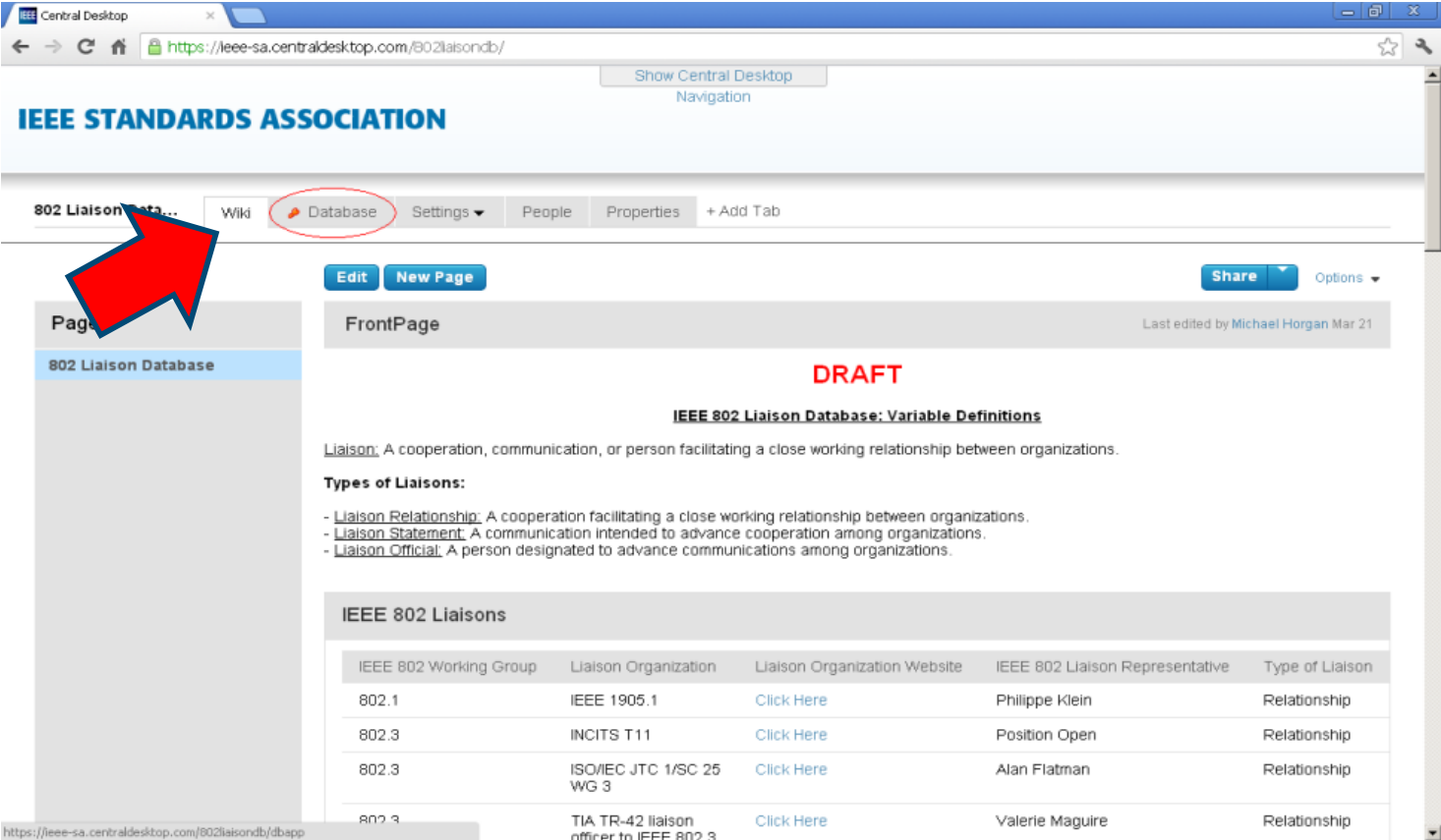
- To access the database, you must login with your Central Desktop login information at the following URL:
 - <https://iee-sa.imeetcentral.com/login>

The screenshot shows the IEEE Standards Association iMeet Central homepage. The interface includes a top navigation bar with 'Workspaces', 'My Dashboard', 'Favorites', and a notification icon. Below this is a 'New Workspace' button and a 'Company Shortcuts' section with 'Central Desktop Help'. A 'Last Viewed' section is redacted. The 'Workspaces' section contains a list of workspaces: 'IEEE-SA', 'International Strategy & Planning', and '802 Liaison List'. Four red arrows and labels indicate the steps to access the database: Step #1 points to the 'Workspaces' menu; Step #2 points to the 'IEEE-SA' workspace; Step #3 points to the 'International Strategy & Planning' workspace; and Step #4 points to the '802 Liaison List' workspace.

At the iMeet Central Homepage (after login), click the "Workspaces" drop-down menu. Using the Menu, locate the "802 Liaison List" Workspace by going to IEEE-SA → International Strategy & Planning → 802 Liaison List.

Accessing The Database for Edits - Step #1

Once you have logged into iMeet Central, you can access and edit the 802 Liaison List directly from <https://ieee-sa.imeetcentral.com/802liaisondb/FrontPage>

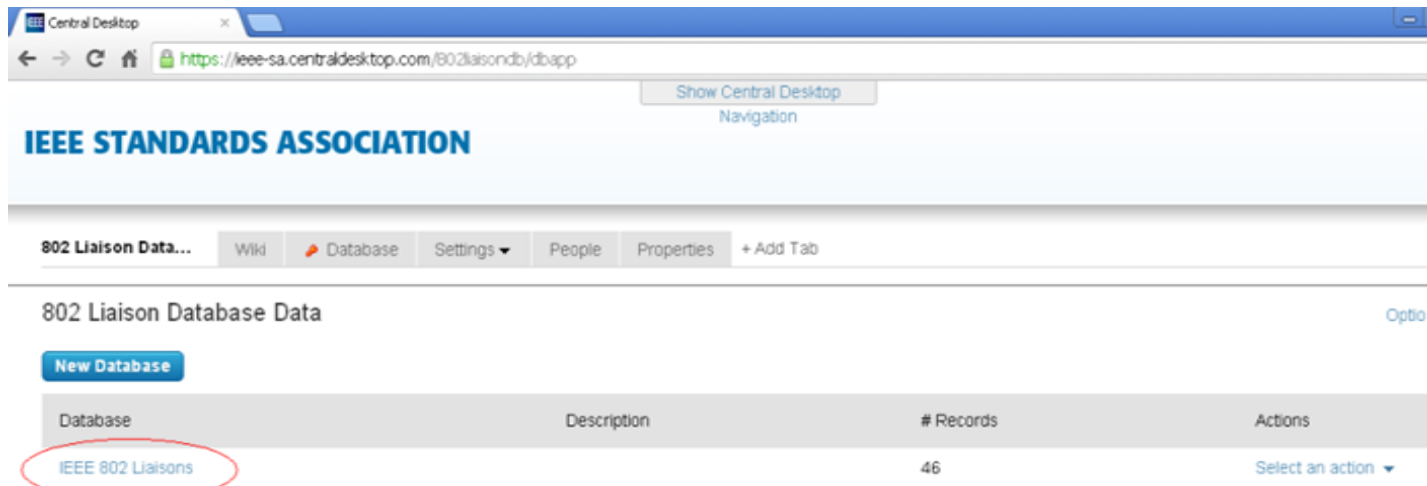


The screenshot shows a web browser window with the URL <https://ieee-sa.centraldesktop.com/802liaisondb/>. The page title is "IEEE STANDARDS ASSOCIATION". The navigation menu includes "Wiki", "Database" (circled in red), "Settings", "People", and "Properties". A red arrow points to the "Database" tab. The page content includes a "FrontPage" header, a "DRAFT" warning, and the title "IEEE 802 Liaison Database: Variable Definitions". Below this is a definition of "Liaison" and a list of "Types of Liaisons": "Liaison Relationship", "Liaison Statement", and "Liaison Official". At the bottom, there is a table titled "IEEE 802 Liaisons" with columns for IEEE 802 Working Group, Liaison Organization, Liaison Organization Website, IEEE 802 Liaison Representative, and Type of Liaison.

IEEE 802 Working Group	Liaison Organization	Liaison Organization Website	IEEE 802 Liaison Representative	Type of Liaison
802.1	IEEE 1905.1	Click Here	Philippe Klein	Relationship
802.3	INCITS T11	Click Here	Position Open	Relationship
802.3	ISO/IEC JTC 1/SC 25 WG 3	Click Here	Alan Flatman	Relationship
802.3	TIA TR-42 liaison officer to IEEE 802.3	Click Here	Valerie Maguire	Relationship


To access the Database view, click on "Database" at the top of the page.

Accessing the Database for Edits - Step #2



The screenshot shows a web browser window with the URL <https://iee-sa.centraldesktop.com/802liaisondb/dbapp>. The page header includes the IEEE Standards Association logo and a navigation menu. Below the header, there are tabs for '802 Liaison Data...', 'Wiki', 'Database', 'Settings', 'People', and 'Properties'. The main content area is titled '802 Liaison Database Data' and contains a table with the following structure:

Database	Description	# Records	Actions
IEEE 802 Liaisons		46	Select an action



Click "IEEE 802 Liaisons" to select the database you are editing. (It is the only one listed).

Database view...

IEEE Central Desktop

https://iee-SA.centraldesktop.com/B02liaisondb/dbapp=zkd0bbg4goy68ykqgsd9epd360589626&ac=h&num=0&ac=h

IEEE 802 Liaisons in Standard View Options

New Record Showing 1-46 of 46

Filter This View by:
 IEEE 802 Working Group - None - Apply

Show: **All** [A](#) [B](#) [C](#) [D](#) [E](#) [F](#) [G](#) [H](#) [I](#) [J](#) [K](#) [L](#) [M](#) [N](#) [O](#) [P](#) [Q](#) [R](#) [S](#) [T](#) [U](#) [V](#) [W](#) [X](#) [Y](#) [Z](#)

IEEE 802 Working Group	Liaison Organization	Liaison Organization Website	IEEE 802 Liaison Representative	Type of Liaison	
802.1	IEEE 1905.1	Click Here	Philippe Klein	Relationship	<input type="checkbox"/>
802.3	INCITS T11	Click Here	Position Open	Relationship	<input type="checkbox"/>
802.3	ISO/IEC JTC 1/SC 25 WG 3	Click Here	Alan Flatman	Relationship	<input type="checkbox"/>
802.3	TIA TR-42 liaison officer to IEEE 802.3	Click Here	Valerie Maguire	Relationship	<input type="checkbox"/>
802.3	IEEE 802.3 liaison officer to TIA TR-42	Click Here	Chirs DIMinico	Relationship	<input type="checkbox"/>
802.3	Broadband Forum	Click Here	N/A	Statement	<input type="checkbox"/>
802.3	CCSA (China Communications Standards Association)	Click Here	N/A	Statement	<input type="checkbox"/>
802.3	Cable Television Laboratories (CableLabs)	Click Here	N/A	Statement	<input type="checkbox"/>
802.3	DKE (Deutsche Kommission Elektrotechnik Elektronik Informationstechnik)	Click Here	N/A	Statement	<input type="checkbox"/>

Latest viewed records

- 802.21
- 802.16
- 802.11
- 802.11
- 802.11
- 802.11

Recently Created

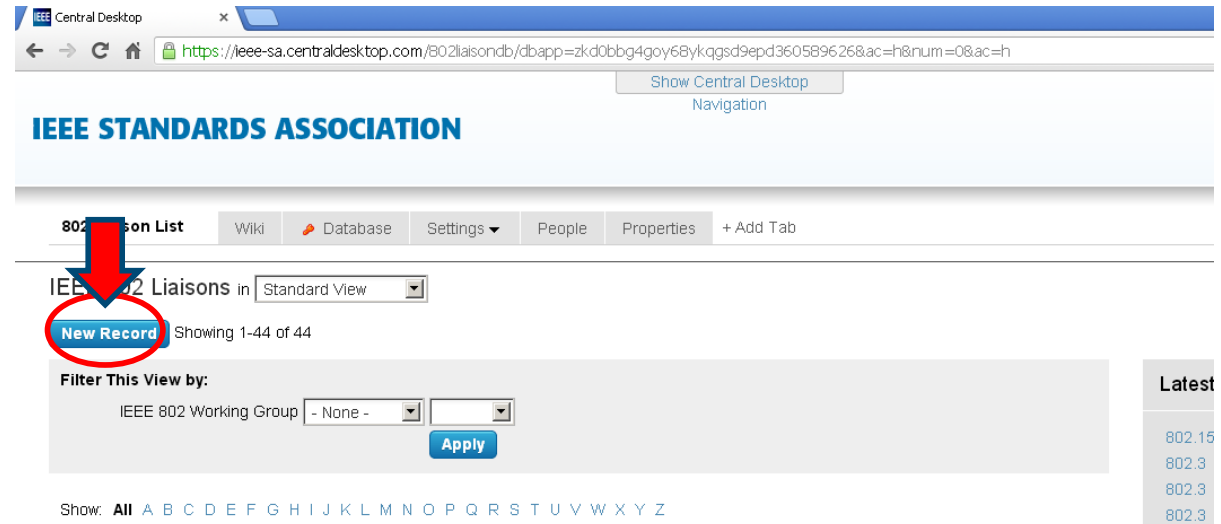
- 802.22
- 802.22
- 802.1
- 802.3
- 802.3
- 802.3
- 802.3
- 802.3
- 802.3
- 802.3

Recently Modified

- 802.1
- 802.21

Adding a New Record

To add a new record, click the blue button in the top left corner of the page:



On the “Add Record” page, select and enter all applicable information in the five fields shown below (see next slide for more details). When finished, make sure to save your entry by clicking on either the “Save and Add Another” or “Save & Done” button.

[Back to IEEE 802 Liaisons Database](#)

IEEE 802 Liaisons - Add Record

[Save](#) [Cancel](#)

Fields Marked with a * are required

* IEEE 802 Working Group

Liaison Organization Website

Type of Liaison

Liaison Organization

IEEE 802 Liaison Representative

[Save and Add Another](#)

[Save & Done](#)

[Cancel](#)

Adding a New Record (Con't)

Individual Field Information:

- IEEE Working Group: Select the WG from the drop-down menu, or select "Add New Choice...". If "Add New Choice" is selected, you will be prompted to enter the new WG number.
- Liaison Organization: Enter the Organization in the text box.
- Liaison Organization Website: Enter the full URL in the text box.
- IEEE 802 Liaison Representative: Enter the name of the Rep. in the text box. If there is no actual person, enter "N/A".
- Type of Liaison: Select the liaison type from the drop-down menu.

802 Liaison Data... Wiki Database Settings People Properties + Add Tab

◀ Back to IEEE 802 Liaisons Database

IEEE 802 Liaisons - Add Record

Save Cancel

Fields Marked with a * are required

* IEEE 802 Working Group <input type="text"/>	Liaison Organization <input type="text"/>
Liaison Organization Website <input type="text"/>	IEEE 802 Liaison Representative <input type="text"/>
Type of Liaison <input type="text"/>	

Save and Add Another **Save & Done**

Editing a Record

To edit a piece of data already in the database, locate the entry in the database view (shown below). After locating the data point, click on the corresponding pencil icon located to the left of the entry.

The screenshot shows a web browser window displaying the IEEE 802 Liaisons database. The page title is "IEEE 802 Liaisons in Standard View". There is a "New Record" button and a "Showing 1-46 of 46" indicator. Below the navigation is a filter section titled "Filter This View by:" with a dropdown menu for "IEEE 802 Working Group" set to "- None -" and an "Apply" button. A red arrow points to the pencil icon in the first row of the table. The table has columns for "IEEE 802 Working Group", "Liaison Organization", "Liaison Organization Website", "IEEE 802 Liaison Representative", and "Type of Liaison".

IEEE 802 Working Group	Liaison Organization	Liaison Organization Website	IEEE 802 Liaison Representative	Type of Liaison
802.1	IEEE 1905.1	Click Here	Philippe Klein	Relationship
802.3	INCITS T11	Click Here	Position Open	Relationship
802.3	ISO/IEC JTC 1/SC 25 WG 3	Click Here	Alan Flatman	Relationship
802.3	TIA TR-42 liaison officer to IEEE 802.3	Click Here	Valerie Maguire	Relationship
802.3	IEEE 802.3 liaison officer to TIA TR-42	Click Here	Chirs DiMinico	Relationship
802.3	Broadband Forum	Click Here	N/A	Statement
802.3	CCSA (China Communications Standards Association)	Click Here	N/A	Statement
802.3	Cable Television Laboratories (CableLabs)	Click Here	N/A	Statement
802.3	DKE (Deutsche Kommission Elektrotechnik Elektronik Informationstechnik)	Click Here	N/A	Statement

On the right side of the interface, there are two panels: "Latest viewed records" and "Recently Created". The "Latest viewed records" panel lists: 802.21, 802.16, 802.11, 802.11, 802.11, 802.11. The "Recently Created" panel lists: 802.22, 802.22, 802.1, 802.3, 802.3, 802.3, 802.3, 802.3, 802.3, 802.3. Below that is a "Recently Modified" panel listing: 802.1, 802.21.

Editing a Record (Con't)

- After clicking on the pencil icon, you will be brought to a view that is very similar to the “adding a new record” view.
- You may now edit any of the five fields. After editing, make sure you save the edits by clicking “Save.”

[◀ Back to IEEE 802 Liaisons Database](#)

C

IEEE 802 Liaisons - Edit Record - 802.1

Save [Cancel](#)

Created by [Michael Horgan](#) Mar 7, 2013, 12:55pm ID 222 Fields Marked with a * are required

Last modified by [Michael Horgan](#) Apr 9, 2013,

*** IEEE 802 Working Group**

802.1

Liaison Organization

IEEE 1905.1

Liaison Organization Website

<http://grouper.ieee.org/groups/1905/1/>

IEEE 802 Liaison Representative

Philippe Klein

Type of Liaison

Relationship

Save

Deleting a Record

- To delete a record (or multiple records) from the database, locate the record you wish to delete. Then, click on the box located to the right of the record (after the check box is selected, the record will be highlighted in blue).
- After selecting all of the records you wish to delete, click the “Delete all Checked” button shown above the entries.

The screenshot shows the IEEE 802 Liaison List interface. The table below lists several records. The first record, with ID 802.1, is highlighted in blue and has a checked checkbox in the rightmost column. A red arrow labeled 'Step #1' points to this checkbox. Above the table, a button labeled 'Delete all checked' is circled in red, with a red arrow labeled 'Step #2' pointing to it.

IEEE 802 Working Group	Liaison Organization	Liaison Organization Website	IEEE 802 Liaison Representative	Type of Liaison	
802.1	IEEE 1905.1	Click Here	Philippe Klein	Relationship	<input checked="" type="checkbox"/>
802.3	InterNational Committee for Information Technology Standards (INCITS) T11 - Fibre Channel Interfaces	Click Here	Position Open	Relationship	<input type="checkbox"/>
802.3	ISO/IEC JTC 1- Information Technology/ SC 25- Interconnection of Information Technology Equipment/ WG 3- Customer Premises Cabling	Click Here	Alan Flatman	Relationship	<input type="checkbox"/>
802.3	Broadband Forum	Click Here	N/A	Statement	<input type="checkbox"/>
802.3	China Communications Standards Association (CCSA)	Click Here	N/A	Statement	<input type="checkbox"/>
802.3	Cable Television Laboratories (CableLabs)	Click Here	N/A	Statement	<input type="checkbox"/>

Questions?

Contact:

Jodi Haasz

International Affairs Senior Liaison

Email: j.haasz@ieee.org

Telephone: +1 732 562 6367