

Network status March 7, 2006 - IEEE 802 2006 Denver

Image 1: AP layout - 2006 Denver 3<sup>rd</sup> floor.

55 Access points are deployed on 3<sup>rd</sup> floor. At the bottom of the image I have SNMP and or simple pings watching the key network hardware. When a network outage happens the green turns to red and the application sends a page to my cell phone.

We monitor the hotel connection from Portland OR to make sure it stays up as well. When it loses connection a page is sent to my cell phone (night or day).

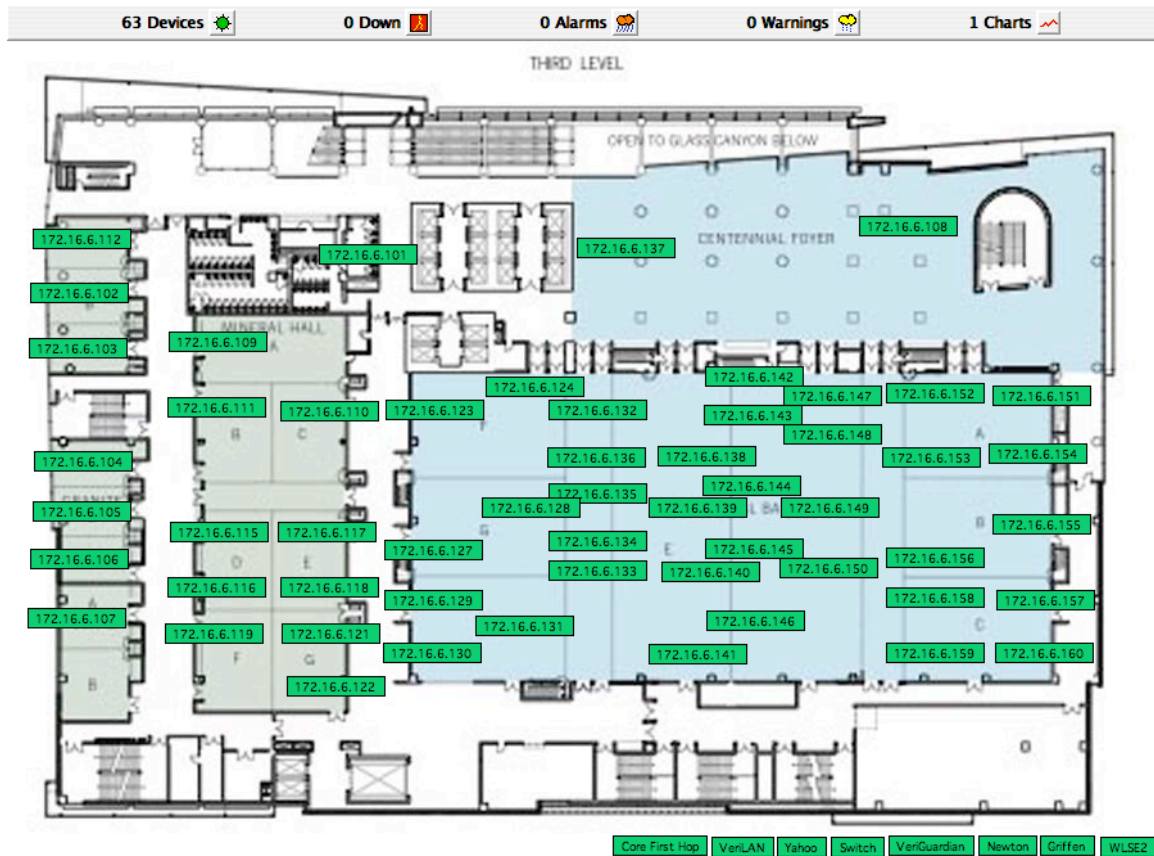


Image 1

Image 2: AP layout - 2006 Denver 4<sup>th</sup> floor.

Network layout are designed for 50 people per AP. We design the network with the goal of not moving it when air wall change the layout.



Image 2

Image 3: User count per AP - 2006 Denver 3<sup>rd</sup> floor.

We monitor the number of clients on each AP and graph the usage. When we see the number of client go over the set max, then members will see us in the rooms adding more AP to keep the network.... WORKING.

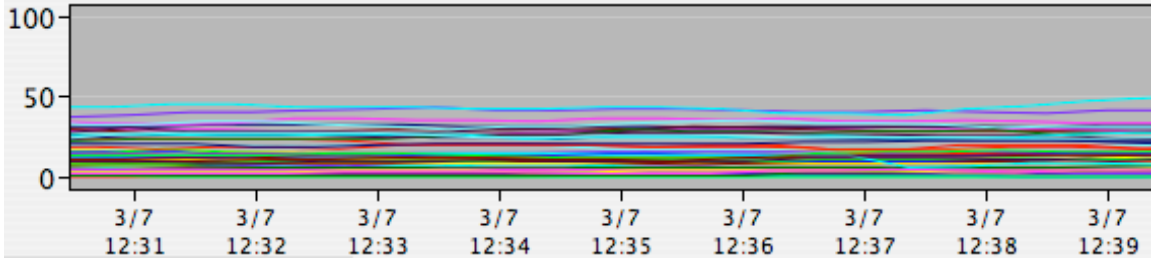
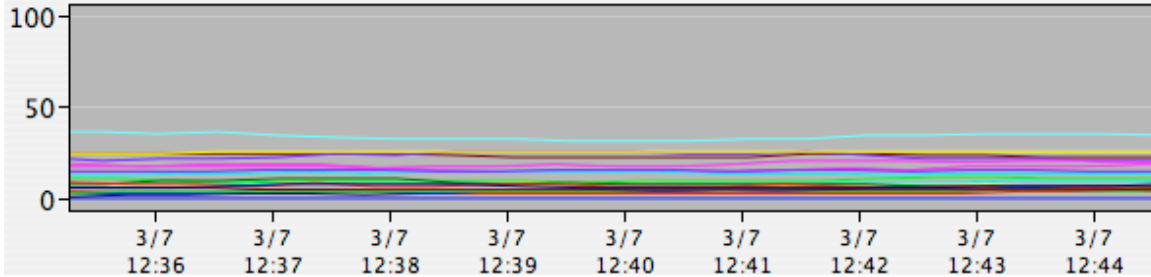


Image 3

Image 4: AP user count per AP - 2006 Denver 4th floor.



**Image 4**

Image 5: Bandwidth usage - 2006 Denver 4th floor.

During the meeting we can see the usage for the day. Other tools are used to control how the bandwidth is used. We protect different port to provide a QoS.

Traffic statistics - Tue Mar 7 16:46:05 2006								
Interface	Period	Direction	Current rate	Hour	Day	Week	Month	
EXTERNAL	Current	In	16.1 Mbits/s	5.2 GB	46.6 GB	98.5 GB	99.8 GB	
		Out	2.7 Mbits/s	896.1 MB	10.7 GB	24.2 GB	24.3 GB	
	Previous	In		5.6 GB	0.0 KB	0.0 KB	0.0 KB	
		Out		1.2 GB	0.0 KB	0.0 KB	0.0 KB	
INTERNAL	Current	In	2.8 Mbits/s	905.5 MB	10.8 GB	24.4 GB	24.5 GB	
		Out	16.1 Mbits/s	5.2 GB	46.6 GB	98.6 GB	99.9 GB	
	Previous	In		1.2 GB	0.0 KB	0.0 KB	0.0 KB	
		Out		5.6 GB	0.0 KB	0.0 KB	0.0 KB	

**Image 5**

Image 6: Speed test during opening - 2006 Denver 4th floor.

We only run the speed tests on the outside when I see the network may be having problems. This is a good way to show that even with everyone is using the network during the day the network is still usable.

**CHOOSE A SERVER:**

- »» SEATTLE, WA  
BEGIN THE SPEED TEST
- »» SAN FRANCISCO, CA  
BEGIN THE SPEED TEST
- »» LOS ANGELES, CA  
BEGIN THE SPEED TEST
- »» DALLAS, TX  
BEGIN THE SPEED TEST
- »» CHICAGO, IL  
BEGIN THE SPEED TEST
- »» ATLANTA, GA  
BEGIN THE SPEED TEST
- »» NEW YORK CITY, NY  
BEGIN THE SPEED TEST
- »» WASHINGTON, DC  
BEGIN THE SPEED TEST

**LINE SPEED**  
2053

**PERCENT COMPLETE**

**SPEED TEST COMPLETE!**

**5316 kbps**  
DOWNLOAD SPEED

**2053 kbps**  
UPLOAD SPEED

**TEST IT AGAIN**

[LEARN MORE ABOUT BROADBAND SPEED](#)

Image 6